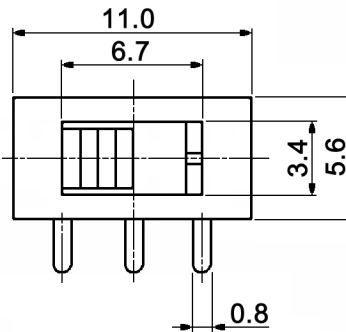
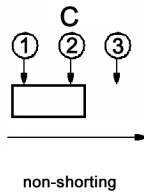
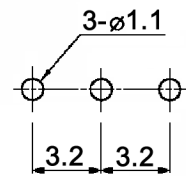


CIRCUIT DIAGRAM

C: COMMON PIN
BOTTOM VIEW



HOLE LAYOUT ± 0.05



Specifications:

- Contact rating: 350 mA, 30 V DC
- Contact resistance: 20 mOhm max.
- Insulation resistance: 100 MOhm min. at 500 V DC
- Dielectric strength: 500 V AC, 50 Hz for 1 minute
- Operating temperature: -40°C to +85°C
- Storage temperature: -40°C to +85°C
- Mechanical life: 10 000 cycles
- Operating force: 250 +/-100 gf
- Soldering conditions: auto-soldering, pre-heat: max. 100°C, max. 100 sec.; wave soldering: max. 260°C, 5 sec.

- Material:**
- Terminal: brass, silver plated
 - Base: phenolic resin
 - Frame: steel, nickel plated
 - Contact: brass, silver plated
 - Spring: SWC, tempered
 - Slider: PA66, UL94-HB, black

Compliance: RohS III (2015/863/EU)

Tolerances: up to 10: ±0.2mm above 10-50: ±0.3mm	Date	Name
	07/07	dr
Specifications	01/21	dr
Tolerances	07/10	dr
Modifications	Date	Name

MFP 120-R

30 11 70

Page

1/1

knitter-switch